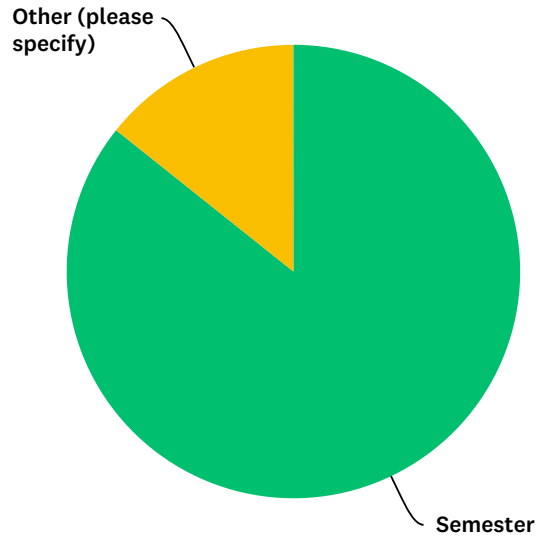


Q1 What type of calendar system is your program on?

Answered: 7 Skipped: 0

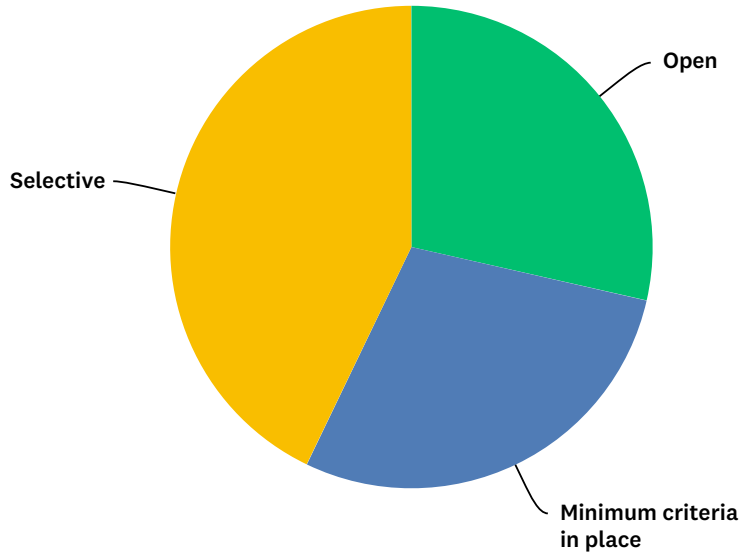


ANSWER CHOICES	RESPONSES	
Semester	85.7%	6
Quarter	0.0%	0
Other (please specify)	14.3%	1
TOTAL		7

#	OTHER (PLEASE SPECIFY)	DATE
1	Modular time frame for our 4-semester program.	4/13/2017 12:42 PM

Q2 Is admission to the veterinary technology program open or selective?
 This is admission to veterinary technology core courses only and not general education courses. Open admission means first-come, first-served; Minimum criteria means the student is admitted based on pre-determined requirements; Selective admission involves scoring and ranking with top candidates selected.

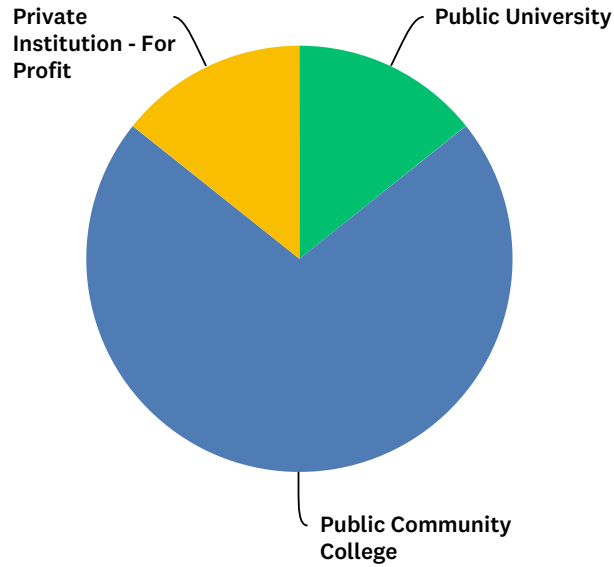
Answered: 7 Skipped: 0



ANSWER CHOICES	RESPONSES	
Open	28.6%	2
Minimum criteria in place	28.6%	2
Selective	42.9%	3
TOTAL		7

Q3 What is your institution classified as?

Answered: 7 Skipped: 0



ANSWER CHOICES	RESPONSES	
Public University	14.3%	1
Public Community College	71.4%	5
Private Institution - For Profit	14.3%	1
Private Institution - Not for Profit	0.0%	0
TOTAL		7

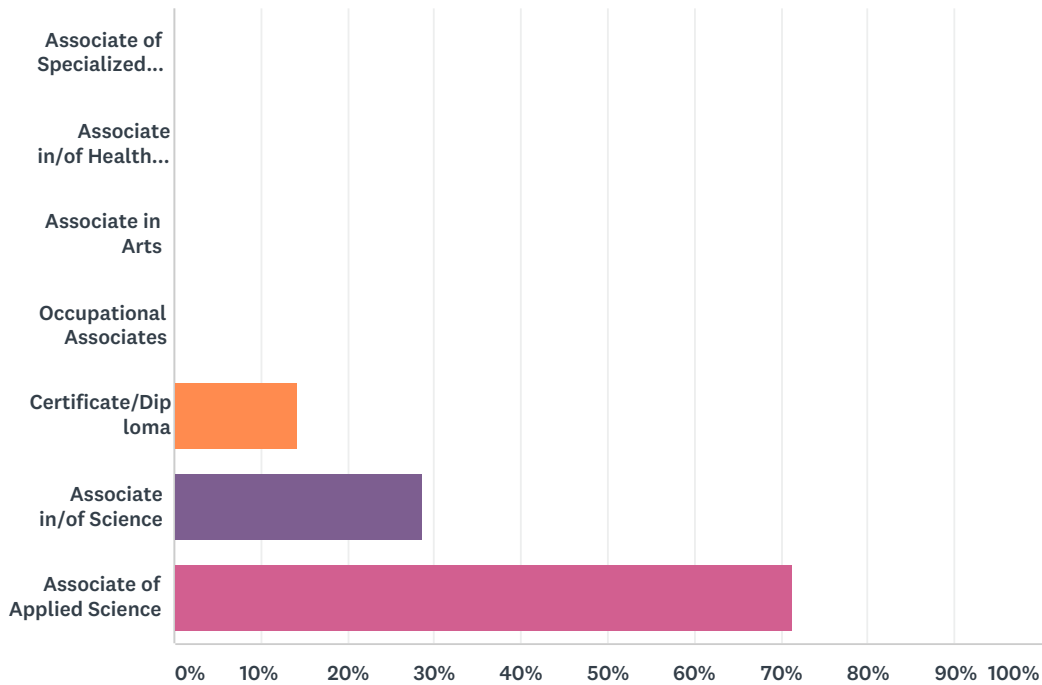
Q5 Does your Veterinary Technology Program offer an Associate, Diploma or Certificate program?

Answered: 7 Skipped: 0

ANSWER CHOICES	RESPONSES	
Yes	100.0%	7
No	0.0%	0
TOTAL		7

Q6 What type of Associate/Diploma/Certificate degree(s) are granted to Veterinary Technology Program graduates? (Do not include certificates/diplomas granted for veterinary assistant programs.) Check as many as apply.

Answered: 7 Skipped: 0



ANSWER CHOICES	RESPONSES
Associate of Specialized Technology	0.0% 0
Associate in/of Health Science	0.0% 0
Associate in Arts	0.0% 0
Occupational Associates	0.0% 0
Certificate/Diploma	14.3% 1
Associate in/of Science	28.6% 2
Associate of Applied Science	71.4% 5
Total Respondents: 7	

#	OTHER (PLEASE SPECIFY)	DATE
1	In Minnesota, we have an Associate of Applied Science	4/13/2017 12:43 PM

Q7 What are the total number of credit hours of the Associate/Certificate/Diploma degree? Enter a whole number in the appropriate box below.

Answered: 7 Skipped: 0

ANSWER CHOICES	RESPONSES
Semester Credit Hours	100.0% 7
Quarter Credit Hours	0.0% 0

#	SEMESTER CREDIT HOURS	DATE
1	78	4/13/2017 12:43 PM
2	73	4/4/2017 9:58 AM
3	68	3/30/2017 11:49 AM
4	70	3/30/2017 11:27 AM
5	82	3/28/2017 5:09 PM
6	60	3/15/2017 1:32 PM
7	77	1/19/2017 3:34 PM
#	QUARTER CREDIT HOURS	DATE
	There are no responses.	

**Q8 What is the total number of required clock hours for Externships/Preceptorships for the Associate/Certificate/Diploma degree?
Enter a whole number.**

Answered: 7 Skipped: 0

#	RESPONSES	DATE
1	450	4/13/2017 12:43 PM
2	2700	4/4/2017 9:58 AM
3	241	3/30/2017 11:49 AM
4	120	3/30/2017 11:27 AM
5	240	3/28/2017 5:09 PM
6	240	3/15/2017 1:32 PM
7	240	1/19/2017 3:34 PM

Q9 What are the total number of contact hours for: Enter a whole number. (An example of a student contact hour: Multiply the hours per week that a course is in session by the number of weeks in the term (e.g. quarter, semester, term, mod, etc.) to determine the student contact hours for each course to reach the grand total.) Also, see examples below.

Answered: 7 Skipped: 0

ANSWER CHOICES	AVERAGE NUMBER	TOTAL NUMBER	RESPONSES
A. Veterinary Technician Prefix Courses	1,875	13,124	7
B. General Education Courses (including prerequisites)	224	1,569	7
C. Total Contact Hours (Add A and B for this question)	2,099	14,693	7
Total Respondents: 7			

#	A. VETERINARY TECHNICIAN PREFIX COURSES	DATE
1	1218	4/13/2017 12:43 PM
2	2700	4/4/2017 9:58 AM
3	1192	3/30/2017 11:49 AM
4	2055	3/30/2017 11:27 AM
5	992	3/28/2017 5:09 PM
6	1367	3/15/2017 1:32 PM
7	3600	1/19/2017 3:34 PM

#	B. GENERAL EDUCATION COURSES (INCLUDING PREREQUISITES)	DATE
1	352	4/13/2017 12:43 PM
2	0	4/4/2017 9:58 AM
3	337	3/30/2017 11:49 AM
4	45	3/30/2017 11:27 AM
5	352	3/28/2017 5:09 PM
6	288	3/15/2017 1:32 PM
7	195	1/19/2017 3:34 PM

#	C. TOTAL CONTACT HOURS (ADD A AND B FOR THIS QUESTION)	DATE
1	1570	4/13/2017 12:43 PM
2	2700	4/4/2017 9:58 AM
3	1529	3/30/2017 11:49 AM
4	2100	3/30/2017 11:27 AM
5	1344	3/28/2017 5:09 PM
6	1655	3/15/2017 1:32 PM
7	3795	1/19/2017 3:34 PM

Q10 How much does it cost a student to complete the Associate/Diploma/Certificate degree program for the 2016-2017 academic year? (This is total cost to student from admission to graduation. Include program related fees, uniforms, field trips, and textbooks. DO NOT include room and board costs.) Fill in all fields that apply. If fees are not determined by state or district, then fill in the "all students" field. When typing in an answer, please do not use commas,"\$" symbol, or cents. Round up to the nearest dollar.

Answered: 7 Skipped: 0

ANSWER CHOICES	AVERAGE NUMBER	TOTAL NUMBER	RESPONSES
In-State	12,887	77,324	6
In-District	10,384	31,151	3
Out-of-State	19,892	139,241	7
Out-of District	12,664	37,991	3
All students	6,162	6,162	1
Total Respondents: 7			

#	IN-STATE	DATE
1	6162	4/13/2017 12:43 PM
2	11500	4/4/2017 9:58 AM
3	15253	3/30/2017 11:49 AM
4	19150	3/30/2017 11:27 AM
5	20209	3/28/2017 5:09 PM
6	5050	1/19/2017 3:34 PM

#	IN-DISTRICT	DATE
1	6162	4/13/2017 12:43 PM
2	21449	3/28/2017 5:09 PM
3	3540	3/15/2017 1:32 PM

#	OUT-OF-STATE	DATE
1	6162	4/13/2017 12:43 PM
2	33500	4/4/2017 9:58 AM
3	28802	3/30/2017 11:49 AM
4	19150	3/30/2017 11:27 AM
5	23557	3/28/2017 5:09 PM
6	14070	3/15/2017 1:32 PM
7	14000	1/19/2017 3:34 PM

#	OUT-OF DISTRICT	DATE
1	6162	4/13/2017 12:43 PM

2017 CVTEA Mega Distance Program Director Survey

2	25169	3/28/2017 5:09 PM
3	6660	3/15/2017 1:32 PM
#	ALL STUDENTS	DATE
1	6162	4/13/2017 12:43 PM

Q11 How many Associate/Certificate/Diploma degree graduates did you have for the following academic year? (For veterinary technology graduates only)Provide a headcount. When typing in an answer, do not use commas.

Answered: 7 Skipped: 0

ANSWER CHOICES	AVERAGE NUMBER	TOTAL NUMBER	RESPONSES
2015-2016	139	976	7
Total Respondents: 7			

#	2015-2016	DATE
1	161	4/13/2017 12:43 PM
2	95	4/4/2017 9:58 AM
3	14	3/30/2017 11:49 AM
4	9	3/30/2017 11:27 AM
5	4	3/28/2017 5:09 PM
6	62	3/15/2017 1:32 PM
7	631	1/19/2017 3:34 PM

Q12 Does your Veterinary Technology Program offer a Bachelor program?(This is for the veterinary technology program only, not the entire institution.)

Answered: 7 Skipped: 0

ANSWER CHOICES	RESPONSES	
Yes	14.3%	1
No	85.7%	6
TOTAL		7

Q13 What type of Bachelor degree(s) are granted? Check as many as apply.(This is for the veterinary technology program only, not the entire institution.)

Answered: 0 Skipped: 7

ANSWER CHOICES	RESPONSES
Bachelor of/in Science	0.0% 0
Bachelor of/in Animal Science	0.0% 0
Total Respondents: 0	

#	OTHER (PLEASE SPECIFY)	DATE
1	Bachelor of Applied Science	4/4/2017 9:58 AM

Q14 What are the total number of credit hours for the Bachelor degree curriculum?Enter a whole number.

Answered: 1 Skipped: 6

#	RESPONSES	DATE
1	120	4/4/2017 9:58 AM

Q15 What are the total number of required clock hours of any Externships/Preceptorships for a Bachelor degree?Enter a whole number.

Answered: 1 Skipped: 6

#	RESPONSES	DATE
1	0	4/4/2017 9:58 AM

Q16 What are the total number of contact hours for: Enter a whole number.(An example of a student contact hour: Multiply the hours per week that a course is in session by the number of weeks in the term (e.g. quarter, semester, term, mod, etc.) to determine the student contact hours for each course to reach the grand total.) Also, see examples below.

Answered: 1 Skipped: 6

ANSWER CHOICES	AVERAGE NUMBER	TOTAL NUMBER	RESPONSES
A. Veterinary Technician Prefix Courses	0	0	1
B. General Education Courses (including prerequisites)	0	0	1
C. Total Contact Hours (Add A and B for this question)	0	0	1
Total Respondents: 1			

#	A. VETERINARY TECHNICIAN PREFIX COURSES	DATE
1	0	4/4/2017 9:58 AM
#	B. GENERAL EDUCATION COURSES (INCLUDING PREREQUISITES)	DATE
1	0	4/4/2017 9:58 AM
#	C. TOTAL CONTACT HOURS (ADD A AND B FOR THIS QUESTION)	DATE
1	0	4/4/2017 9:58 AM

Q17 How much does it cost a student to complete the Bachelor degree program for the 2016-2017 academic year? (This is total cost to student from admission to graduation. Include program related fees, uniforms, field trips, and textbooks. DO NOT include room and board costs.) Fill in all fields that apply. If fees are not determined by state or district, then fill in the "all students" field. When typing in an answer, do not use commas,"\$" symbol, or cents. Round up to the nearest dollar.

Answered: 1 Skipped: 6

ANSWER CHOICES	AVERAGE NUMBER	TOTAL NUMBER	RESPONSES
In-State	17,000	17,000	1
In-District	0	0	0
Out-of-State	46,800	46,800	1
Out-of-District	0	0	0
All Students	0	0	0
Total Respondents: 1			

#	IN-STATE	DATE
1	17000	4/4/2017 9:58 AM
#	IN-DISTRICT	DATE
	There are no responses.	
#	OUT-OF-STATE	DATE
1	46800	4/4/2017 9:58 AM
#	OUT-OF-DISTRICT	DATE
	There are no responses.	
#	ALL STUDENTS	DATE
	There are no responses.	

Q18 How many Bachelor degree graduates did you have for the following academic year? Provide a headcount. When typing in an answer, do not use commas.

Answered: 1 Skipped: 6

ANSWER CHOICES	AVERAGE NUMBER	TOTAL NUMBER	RESPONSES
2015-2016	22	22	1
Total Respondents: 1			

#	2015-2016	DATE
1	22	4/4/2017 9:58 AM

Q19 How many students are enrolled in the bachelor degree program for 2016-2017 in total? Total all students regardless of their academic year status. When typing in an answer, do not use commas.

Answered: 1 Skipped: 6

ANSWER CHOICES	AVERAGE NUMBER	TOTAL NUMBER	RESPONSES
Total Students		127	127 1
Total Respondents: 1			

#	TOTAL STUDENTS	DATE
1	127	4/4/2017 9:58 AM

Q20 How many Veterinary Technology Program students are enrolled for the 2016-2017 academic year? Please total full- and part-time, day, evening, associate, and bachelor degree students. When typing in an answer, do not use commas.

Answered: 7 Skipped: 0

ANSWER CHOICES	AVERAGE NUMBER	TOTAL NUMBER	RESPONSES
First Year	1,982	13,874	7
Second Year	271	1,900	7
Third Year	70	139	2
Fourth Year	80	80	1
Total Respondents: 7			

#	FIRST YEAR	DATE
1	12632	4/13/2017 12:44 PM
2	171	4/4/2017 9:59 AM
3	27	3/30/2017 11:52 AM
4	97	3/30/2017 11:29 AM
5	37	3/28/2017 5:10 PM
6	413	3/15/2017 1:33 PM
7	497	1/19/2017 3:37 PM
#	SECOND YEAR	DATE
1	787	4/13/2017 12:44 PM
2	166	4/4/2017 9:59 AM
3	30	3/30/2017 11:52 AM
4	60	3/30/2017 11:29 AM
5	15	3/28/2017 5:10 PM
6	216	3/15/2017 1:33 PM
7	626	1/19/2017 3:37 PM
#	THIRD YEAR	DATE
1	121	4/4/2017 9:59 AM
2	18	3/30/2017 11:52 AM
#	FOURTH YEAR	DATE
1	80	4/4/2017 9:59 AM

Q21 Are students required to come to campus at some point during the program?

Answered: 7 Skipped: 0

ANSWER CHOICES	RESPONSES	
Yes	14.3%	1
No	42.9%	3
No, but voluntary opportunities exist	42.9%	3
TOTAL		7

Q22 What is the average number of students per instructor for online courses? This includes instructors or support personnel who are also in the lab. When typing in an answer, do not use commas.

Answered: 7 Skipped: 0

#	RESPONSES	DATE
1	20	4/13/2017 12:44 PM
2	24	4/4/2017 9:59 AM
3	6	3/30/2017 11:52 AM
4	8	3/30/2017 11:29 AM
5	12	3/28/2017 5:10 PM
6	35	3/15/2017 1:33 PM
7	200	1/19/2017 3:37 PM

Q23 What is your graduate job placement rate? If exact percentage is not known, indicate your best estimate. When typing in an answer, do not use "%" symbol.

Answered: 7 Skipped: 0

#	RESPONSES	DATE
1	95	4/13/2017 12:44 PM
2	98	4/4/2017 9:59 AM
3	100	3/30/2017 11:52 AM
4	100	3/30/2017 11:29 AM
5	100	3/28/2017 5:10 PM
6	100	3/15/2017 1:33 PM
7	100	1/19/2017 3:37 PM

Q24 Retention: 2015-2016

Answered: 6 Skipped: 1

ANSWER CHOICES	AVERAGE NUMBER	TOTAL NUMBER	RESPONSES
Ending Enrollment (as of June 30, 2015)	328	1,967	6
Graduates (July 1, 2015 to June 30, 2016)	44	264	6
Enrollment (as of July 1, 2015)	346	2,078	6
New Starts (July 1, 2015 to June 30, 2016)	330	1,977	6
Re-entries (July 1, 2015 to June 30, 2016)	9	53	6
Total Respondents: 6			

#	ENDING ENROLLMENT (AS OF JUNE 30, 2015)	DATE
1	514	4/4/2017 9:59 AM
2	49	3/30/2017 11:52 AM
3	95	3/30/2017 11:29 AM
4	12	3/28/2017 5:10 PM
5	420	3/15/2017 1:33 PM
6	877	1/19/2017 3:37 PM

#	GRADUATES (JULY 1, 2015 TO JUNE 30, 2016)	DATE
1	117	4/4/2017 9:59 AM
2	14	3/30/2017 11:52 AM
3	9	3/30/2017 11:29 AM
4	4	3/28/2017 5:10 PM
5	62	3/15/2017 1:33 PM
6	58	1/19/2017 3:37 PM

#	ENROLLMENT (AS OF JULY 1, 2015)	DATE
1	494	4/4/2017 9:59 AM
2	35	3/30/2017 11:52 AM
3	215	3/30/2017 11:29 AM
4	15	3/28/2017 5:10 PM
5	420	3/15/2017 1:33 PM
6	899	1/19/2017 3:37 PM

#	NEW STARTS (JULY 1, 2015 TO JUNE 30, 2016)	DATE
1	239	4/4/2017 9:59 AM
2	33	3/30/2017 11:52 AM
3	76	3/30/2017 11:29 AM
4	27	3/28/2017 5:10 PM
5	271	3/15/2017 1:33 PM
6	1331	1/19/2017 3:37 PM

2017 CVTEA Mega Distance Program Director Survey

#	RE-ENTRIES (JULY 1, 2015 TO JUNE 30, 2016)	DATE
1	10	4/4/2017 9:59 AM
2	12	3/30/2017 11:52 AM
3	15	3/30/2017 11:29 AM
4	6	3/28/2017 5:10 PM
5	10	3/15/2017 1:33 PM
6	0	1/19/2017 3:37 PM

Q25 What is the maximum capacity of students each online course can accommodate? When typing in an answer, do not use commas.

Answered: 7 Skipped: 0

ANSWER CHOICES	AVERAGE NUMBER	TOTAL NUMBER	RESPONSES
Number of Students	175	1,225	7
Total Respondents: 7			

#	NUMBER OF STUDENTS	DATE
1	1000	4/13/2017 12:44 PM
2	40	4/4/2017 9:59 AM
3	48	3/30/2017 11:54 AM
4	50	3/30/2017 11:30 AM
5	25	3/28/2017 5:10 PM
6	37	3/15/2017 1:33 PM
7	25	1/19/2017 3:38 PM

Q26 What percentage is the gender of your student body for the current academic year? If exact percentage is not known, indicate your best estimate. Total must equal 100. When typing in an answer, do not use "%" symbol.

Answered: 7 Skipped: 0

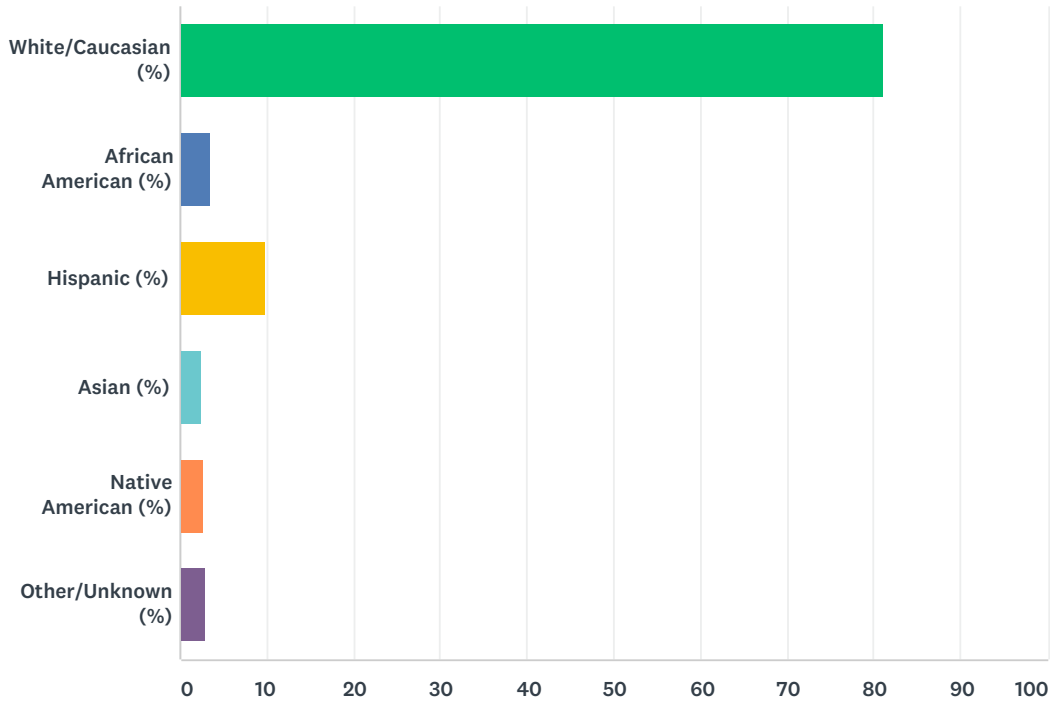
ANSWER CHOICES	AVERAGE NUMBER	TOTAL NUMBER	RESPONSES
Male (%)	6	42	7
Female (%)	94	658	7
Total Respondents: 7			

#	MALE (%)	DATE
1	4	4/13/2017 12:44 PM
2	10	4/4/2017 9:59 AM
3	8	3/30/2017 11:54 AM
4	3	3/30/2017 11:30 AM
5	0	3/28/2017 5:10 PM
6	10	3/15/2017 1:33 PM
7	7	1/19/2017 3:38 PM

#	FEMALE (%)	DATE
1	96	4/13/2017 12:44 PM
2	90	4/4/2017 9:59 AM
3	92	3/30/2017 11:54 AM
4	97	3/30/2017 11:30 AM
5	100	3/28/2017 5:10 PM
6	90	3/15/2017 1:33 PM
7	93	1/19/2017 3:38 PM

Q27 What is the ethnic composition percentages of program students enrolled in the current academic year? If exact percentage is not known, indicate your best estimate.Total must equal 100. When typing in an answer, do not use "%" symbol.

Answered: 6 Skipped: 1



ANSWER CHOICES	AVERAGE NUMBER	TOTAL NUMBER	RESPONSES
White/Caucasian (%)	81	487	6
African American (%)	4	21	6
Hispanic (%)	10	49	5
Asian (%)	3	15	6
Native American (%)	3	14	5
Other/Unknown (%)	3	15	5
Total Respondents: 6			

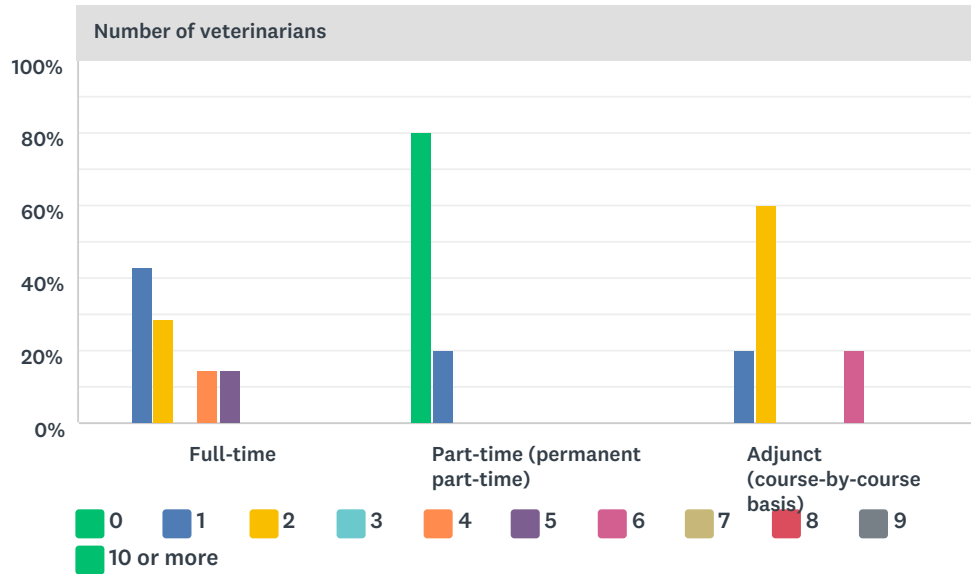
#	WHITE/CAUCASIAN (%)	DATE
1	77	4/4/2017 9:59 AM
2	85	3/30/2017 11:54 AM
3	91	3/30/2017 11:30 AM
4	81	3/28/2017 5:10 PM
5	73	3/15/2017 1:33 PM
6	80	1/19/2017 3:38 PM

2017 CVTEA Mega Distance Program Director Survey

#	AFRICAN AMERICAN (%)	DATE
1	2	4/4/2017 9:59 AM
2	7	3/30/2017 11:54 AM
3	0	3/30/2017 11:30 AM
4	0	3/28/2017 5:10 PM
5	5	3/15/2017 1:33 PM
6	7	1/19/2017 3:38 PM
#	HISPANIC (%)	DATE
1	15	4/4/2017 9:59 AM
2	3	3/30/2017 11:30 AM
3	8	3/28/2017 5:10 PM
4	15	3/15/2017 1:33 PM
5	8	1/19/2017 3:38 PM
#	ASIAN (%)	DATE
1	1	4/4/2017 9:59 AM
2	7	3/30/2017 11:54 AM
3	2	3/30/2017 11:30 AM
4	0	3/28/2017 5:10 PM
5	4	3/15/2017 1:33 PM
6	1	1/19/2017 3:38 PM
#	NATIVE AMERICAN (%)	DATE
1	0	4/4/2017 9:59 AM
2	1	3/30/2017 11:30 AM
3	8	3/28/2017 5:10 PM
4	1	3/15/2017 1:33 PM
5	4	1/19/2017 3:38 PM
#	OTHER/UNKNOWN (%)	DATE
1	5	4/4/2017 9:59 AM
2	1	3/30/2017 11:54 AM
3	4	3/30/2017 11:30 AM
4	3	3/28/2017 5:10 PM
5	2	3/15/2017 1:33 PM

Q28 How many veterinarians are employed with the program? Give headcount for each category:

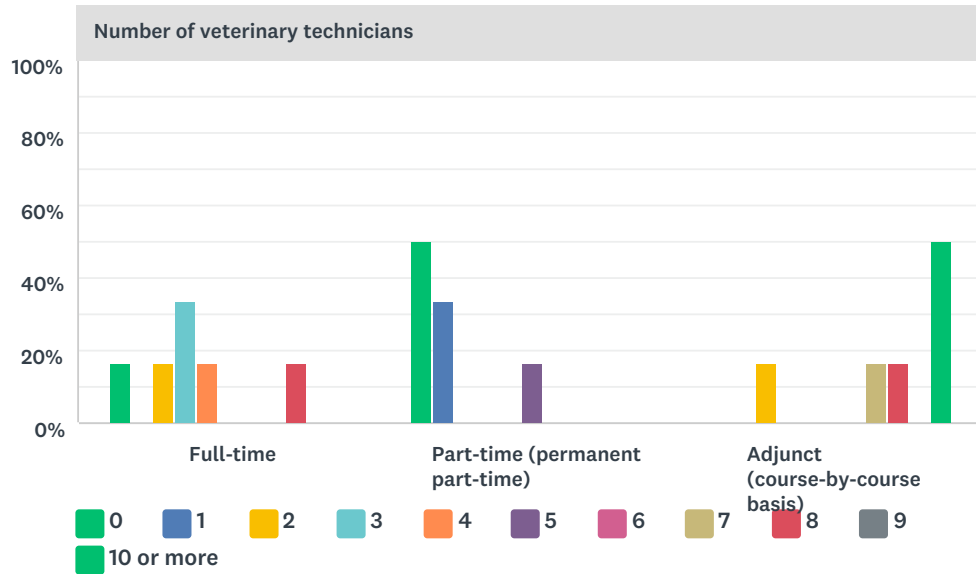
Answered: 7 Skipped: 0



Number of veterinarians												
	0	1	2	3	4	5	6	7	8	9	10 OR MORE	TOTAL
Full-time	0.0% 0	42.9% 3	28.6% 2	0.0% 0	14.3% 1	14.3% 1	0.0% 0	0.0% 0	0.0% 0	0.0% 0	0.0% 0	7
Part-time (permanent part-time)	80.0% 4	20.0% 1	0.0% 0	0.0% 0	0.0% 0	0.0% 0	0.0% 0	0.0% 0	0.0% 0	0.0% 0	0.0% 0	5
Adjunct (course-by-course basis)	0.0% 0	20.0% 1	60.0% 3	0.0% 0	0.0% 0	0.0% 0	20.0% 1	0.0% 0	0.0% 0	0.0% 0	0.0% 0	5

Q29 How many veterinary technicians are employed with the program? Give headcount for each category:

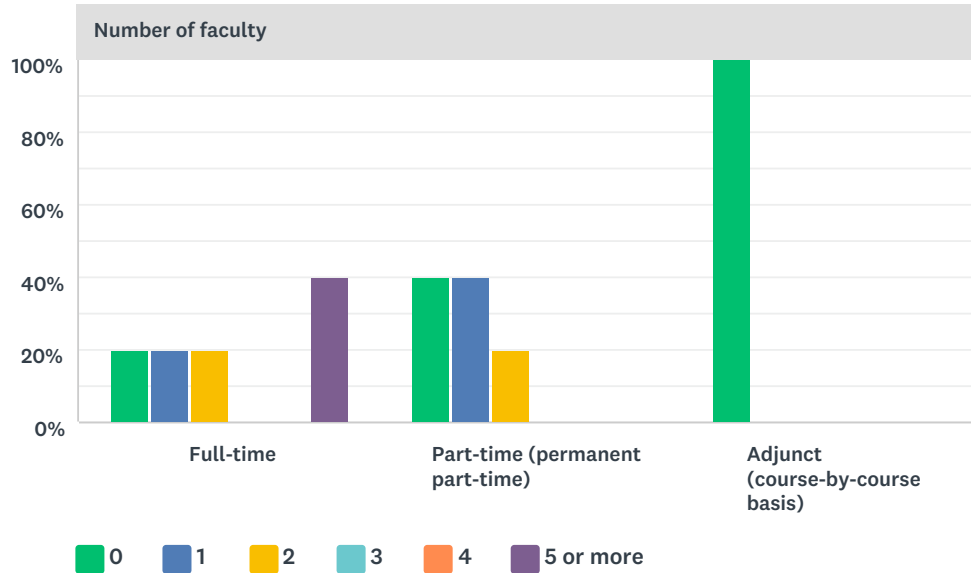
Answered: 7 Skipped: 0



Number of veterinary technicians												
	0	1	2	3	4	5	6	7	8	9	10 OR MORE	TOTAL
Full-time	16.7% 1	0.0% 0	16.7% 1	33.3% 2	16.7% 1	0.0% 0	0.0% 0	0.0% 0	16.7% 1	0.0% 0	0.0% 0	6
Part-time (permanent part-time)	50.0% 3	33.3% 2	0.0% 0	0.0% 0	0.0% 0	16.7% 1	0.0% 0	0.0% 0	0.0% 0	0.0% 0	0.0% 0	6
Adjunct (course-by-course basis)	0.0% 0	0.0% 0	16.7% 1	0.0% 0	0.0% 0	0.0% 0	0.0% 0	16.7% 1	16.7% 1	0.0% 0	50.0% 3	6

Q30 How many other faculty/instructors/staff are employed by the program? Only include those directly involved with program administration or instruction. Do not include general education faculty. Give headcount for each category:

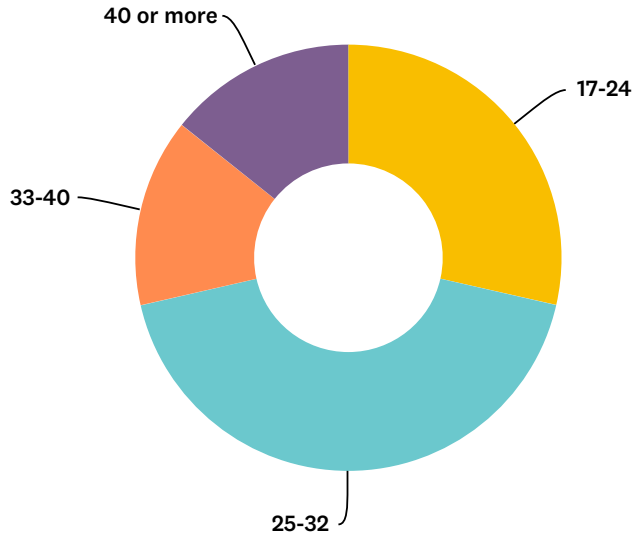
Answered: 6 Skipped: 1



Number of faculty							
	0	1	2	3	4	5 OR MORE	TOTAL
Full-time	20.0% 1	20.0% 1	20.0% 1	0.0% 0	0.0% 0	40.0% 2	5
Part-time (permanent part-time)	40.0% 2	40.0% 2	20.0% 1	0.0% 0	0.0% 0	0.0% 0	5
Adjunct (course-by-course basis)	100.0% 3	0.0% 0	0.0% 0	0.0% 0	0.0% 0	0.0% 0	3

Q31 What is the average teaching load for full-time program personnel by student contact hours per week? (Student contact hours are the total required hours an instructor is in lecture and lab with students.) ONLY for the academic year starting in Fall 2016 through Spring 2017.

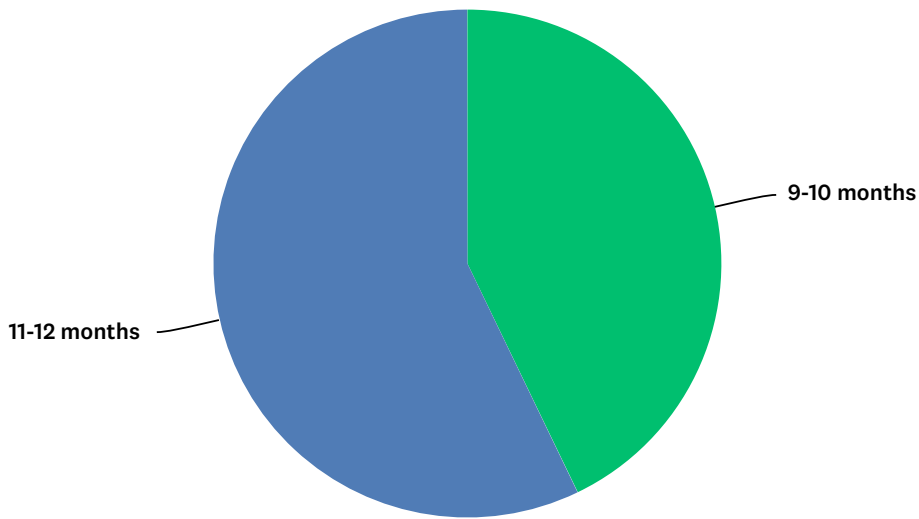
Answered: 7 Skipped: 0



ANSWER CHOICES	RESPONSES	
0-8	0.0%	0
9-16	0.0%	0
17-24	28.6%	2
25-32	42.9%	3
33-40	14.3%	1
40 or more	14.3%	1
TOTAL		7

Q32 How long are full-time faculty contracted for?

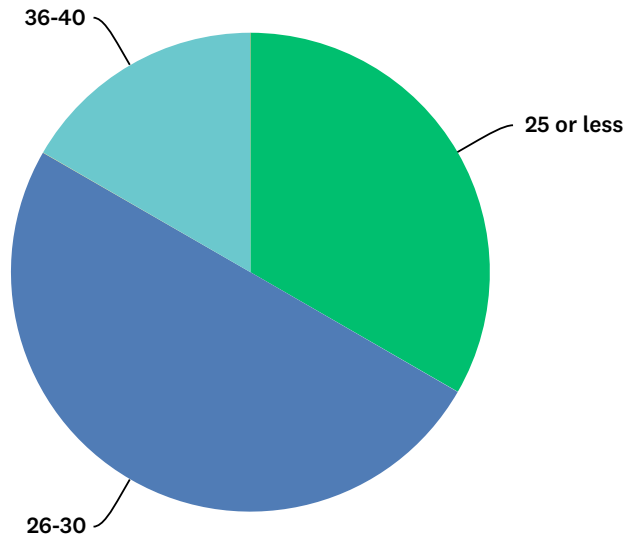
Answered: 7 Skipped: 0



ANSWER CHOICES	RESPONSES	
9-10 months	42.9%	3
11-12 months	57.1%	4
TOTAL		7

Q33 What are the minimum student contact hours per week that your institution considers to be full-time?

Answered: 6 Skipped: 1



ANSWER CHOICES	RESPONSES	
25 or less	33.3%	2
26-30	50.0%	3
31-35	0.0%	0
36-40	16.7%	1
41 or more	0.0%	0
TOTAL		6

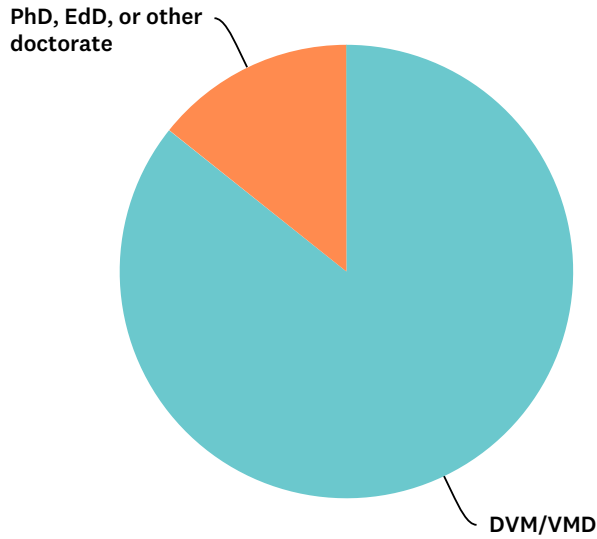
Q37 As program director, you are a:

Answered: 7 Skipped: 0

ANSWER CHOICES	RESPONSES	
Veterinary Technician	0.0%	0
Veterinarian	100.0%	7
TOTAL		7

Q38 Your highest conferred degree:

Answered: 7 Skipped: 0



ANSWER CHOICES	RESPONSES	
AS/AA	0.0%	0
BS/BA	0.0%	0
Master's	0.0%	0
DVM/VMD	85.7%	6
PhD, EdD, or other doctorate	14.3%	1
TOTAL		7

#	OTHER (PLEASE SPECIFY)	DATE
	There are no responses.	

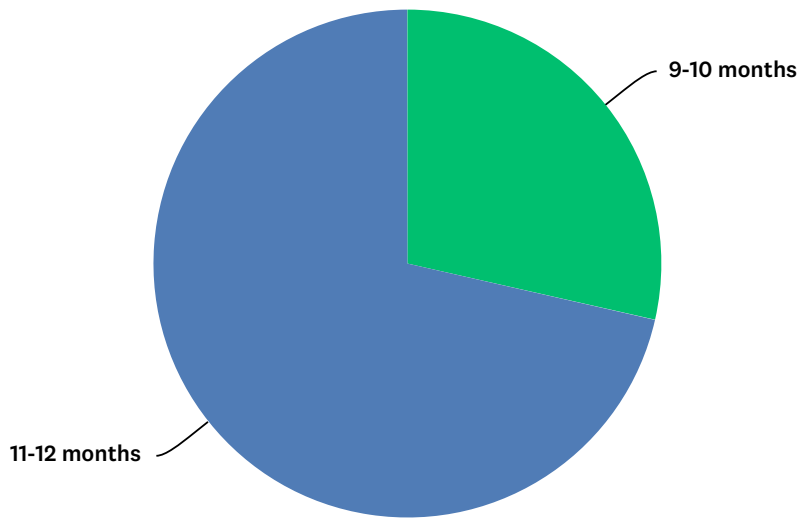
Q39 How long have you served as program director?

Answered: 7 Skipped: 0

ANSWER CHOICES	RESPONSES	
Less than 6 months	0.0%	0
6 months - 1 Year	0.0%	0
2-4 years	14.3%	1
5-7 years	0.0%	0
8-10 years	28.6%	2
11-13 years	28.6%	2
14-16 years	14.3%	1
17-19 years	0.0%	0
20 years or more	14.3%	1
TOTAL		7

Q40 What is the term of your contract?

Answered: 7 Skipped: 0



ANSWER CHOICES	RESPONSES	
9-10 months	28.6%	2
11-12 months	71.4%	5
TOTAL		7

Q42 Provide the teaching contact hours per week that you are required to do.

Answered: 6 Skipped: 1

Teaching Contact Hours							
	1-10	11-20	21-30	31-40	41-50	50+	TOTAL
Fall	50.0% 3	33.3% 2	16.7% 1	0.0% 0	0.0% 0	0.0% 0	6
Spring	50.0% 3	33.3% 2	16.7% 1	0.0% 0	0.0% 0	0.0% 0	6
Summer	66.7% 4	33.3% 2	0.0% 0	0.0% 0	0.0% 0	0.0% 0	6
Winter	50.0% 1	50.0% 1	0.0% 0	0.0% 0	0.0% 0	0.0% 0	2

Q43 Provide the non-teaching contact hours per week that you are required to complete.

Answered: 7 Skipped: 0

Non-Teaching Contact Hours							
	1-10	11-20	21-30	31-40	41-50	50+	TOTAL
Fall	28.6% 2	0.0% 0	28.6% 2	42.9% 3	0.0% 0	0.0% 0	7
Spring	28.6% 2	0.0% 0	28.6% 2	42.9% 3	0.0% 0	0.0% 0	7
Summer	42.9% 3	0.0% 0	14.3% 1	42.9% 3	0.0% 0	0.0% 0	7
Winter	0.0% 0	0.0% 0	50.0% 1	50.0% 1	0.0% 0	0.0% 0	2